CS425
Computer Systems Architecture

Fall 2025

Dynamic Instruction Scheduling: Tomasulo

Scoreboard Architecture (CDC 6600)

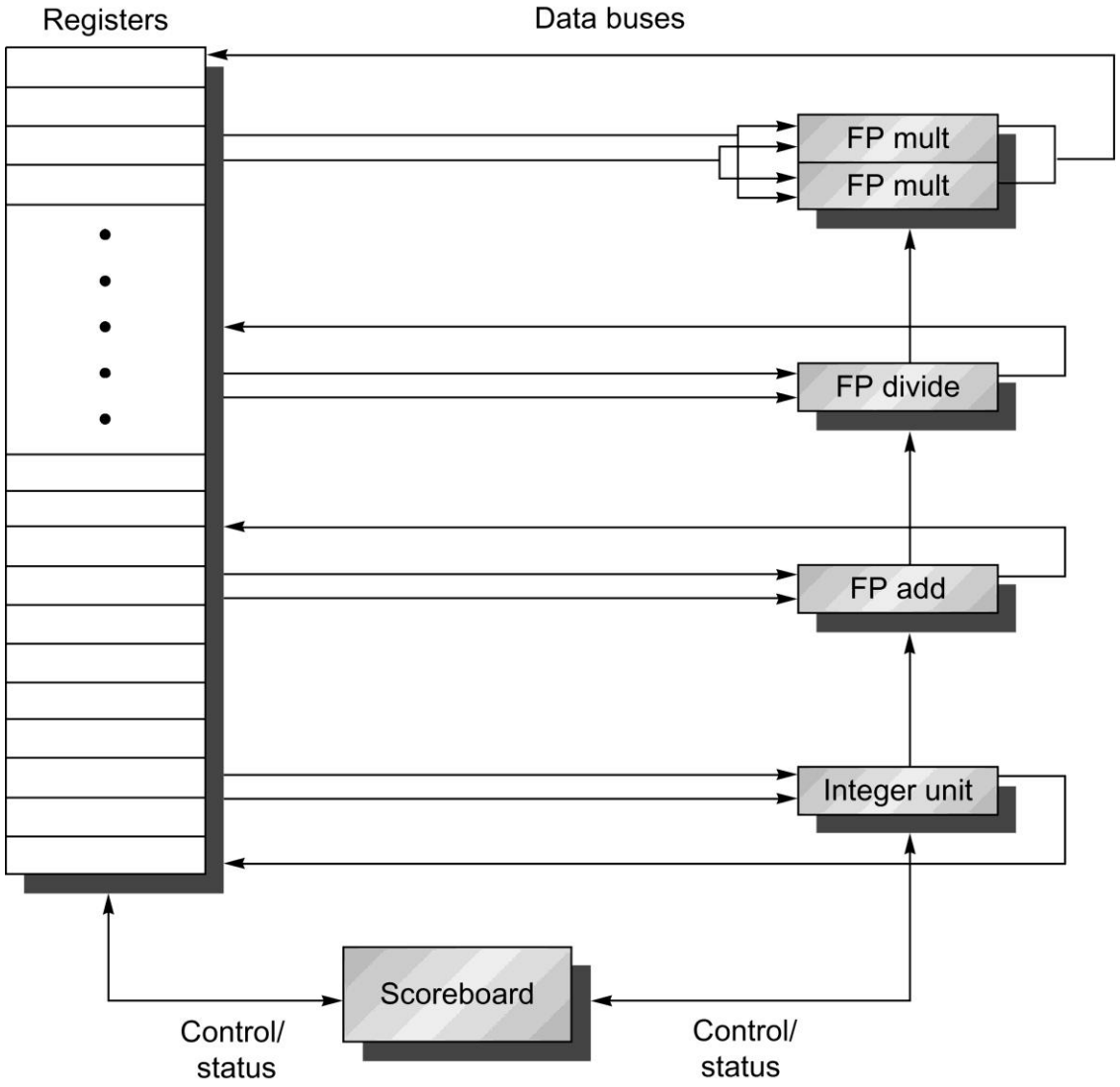

Instruction to scoreboard ⇨ data dependences ⇨ hazard detection and resolution centralized

Scoreboard: decides when the instruction can ***execute*** and when it can ***write its result***

CDC 6600 Scoreboard

- Speedup 1.7 for FORTRAN programs; 2.5 by hand (outdated measurements)
- Limitations of 6600 scoreboard:
  - No forwarding hardware
  - Limited to instructions in basic block (small window)
  - Small number of functional units (structural hazards), especially integer/load store units
    - Do not issue on structural hazards
  - Wait for WAR hazards
  - Prevent WAW hazards

Another Dynamic Algorithm: Tomasulo

- IBM 360/91 3 years later than CDC 6600 (1966)
- Goal: High Performance without special compilers
- Differences between IBM 360 & CDC 6600 ISA
  - IBM has 4 FP registers vs. 8 in CDC 6600
  - IBM has memory-register ops
- Why study this?
  - lead to Alpha 21264, HP 8000, MIPS 10000, Pentium II, PowerPC 604…

Register Renaming

```
DIV.D    F0,F2,F4
ADD.D    F6,F0,F8
S.D      F6,0(R1)
SUB.D    F8,F10,F14
MUL.D    F6,F10,F8
```

WAR

WAW

register renaming

```
DIV.D    F0,F2,F4
ADD.D    S,F0,F8
S.D      S,0(R1)
SUB.D    T,F10,F14
MUL.D    F6,F10,T
```

- What happens with branches?
- Tomasulo can handle renaming across branches

Dependencies Between Instructions

- **(True) Data Dependences**: two instructions are data dependent when there is a chain of RAW hazards between them.

Loop:

L.D	F0, 0(R1)	L.D	F0, 0(R1)
ADD.D	F4, F0, F2	ADD.D	F4, F0, F2
S.D	F4, 0(R1)	S.D	F4, 0(R1)
DADDI	R1, R1, -8	DADDI	R1, R1, -8
BNE	R1, R2, Loop	BNE	R1, R2, Loop

What happens in next iteration?

Scoreboard Example: Cycle 17

Instruction status:

Instruction		*j*	*k*	*Issue*	*Read Oper*	*Exec Comp*	*Write Result*
LD	F6	34+	R2	1	2	3	4
LD	F2	45+	R3	5	6	7	8
MULTD	F0	F2	F4	6	9		
SUBD	F8	F6	F2	7	9	11	12
DIVD	F10	F0	F6	8			
ADDD	F6	F8	F2	13	14	16	

WAR hazard!

Why not write ADDD result?

Functional unit status:

Time	*Name*	*Busy*	*Op*	*dest Fi*	*S1 Fj*	*S2 Fk*	*FU Qj*	*FU Qk*	*Fj? Rj*	*Fk? Rk*
	Integer	No								
2	Mult1	Yes	Mult	F0	F2	F4			No	No
	Mult2	No								
	Add	Yes	Add	F6	F8	F2			No	No
	Divide	Yes	Div	F10	F0	F6	Mult1		No	Yes

Register result status:

Clock		*F0*	*F2*	*F4*	*F6*	*F8*	*F10*	*F12*	...	*F30*
17	*FU*	Mult1			Add		Divide			

Tomasulo Algorithm vs. Scoreboard

- FU buffers called "reservation stations (RS)" and hold the register/variable values needed for execution
- The source registers are replaced with the actual values or pointers to the RSs that will produce the values. This is effectively register renaming.
  - avoids WAR, WAW hazards
  - more RSs than real registers (can do optimizations compilers can't !)
- Results arrive to the FUs from the RSs, not via register file, but over the Common Data Bus that broadcasts results to all FUs: bypassing of results
- Load and Stores use separate FUs with RSs as well
- Integer instructions can go past branches, allowing FP ops beyond basic block in FP queue
- Control logic and buffers are distributed with the Functional Units (FUs) vs. centralized in Scoreboard

Tomasulo Organization (1/3)

- Read operands from RF or CDB on issue
- CDB: no need for multi-ported RF
- Multiple instructions maybe ready for Write Result or Execution:
  - source of structural hazards i FUs or CDB is not enough
- Hazards on memory (effective address, next lectures)

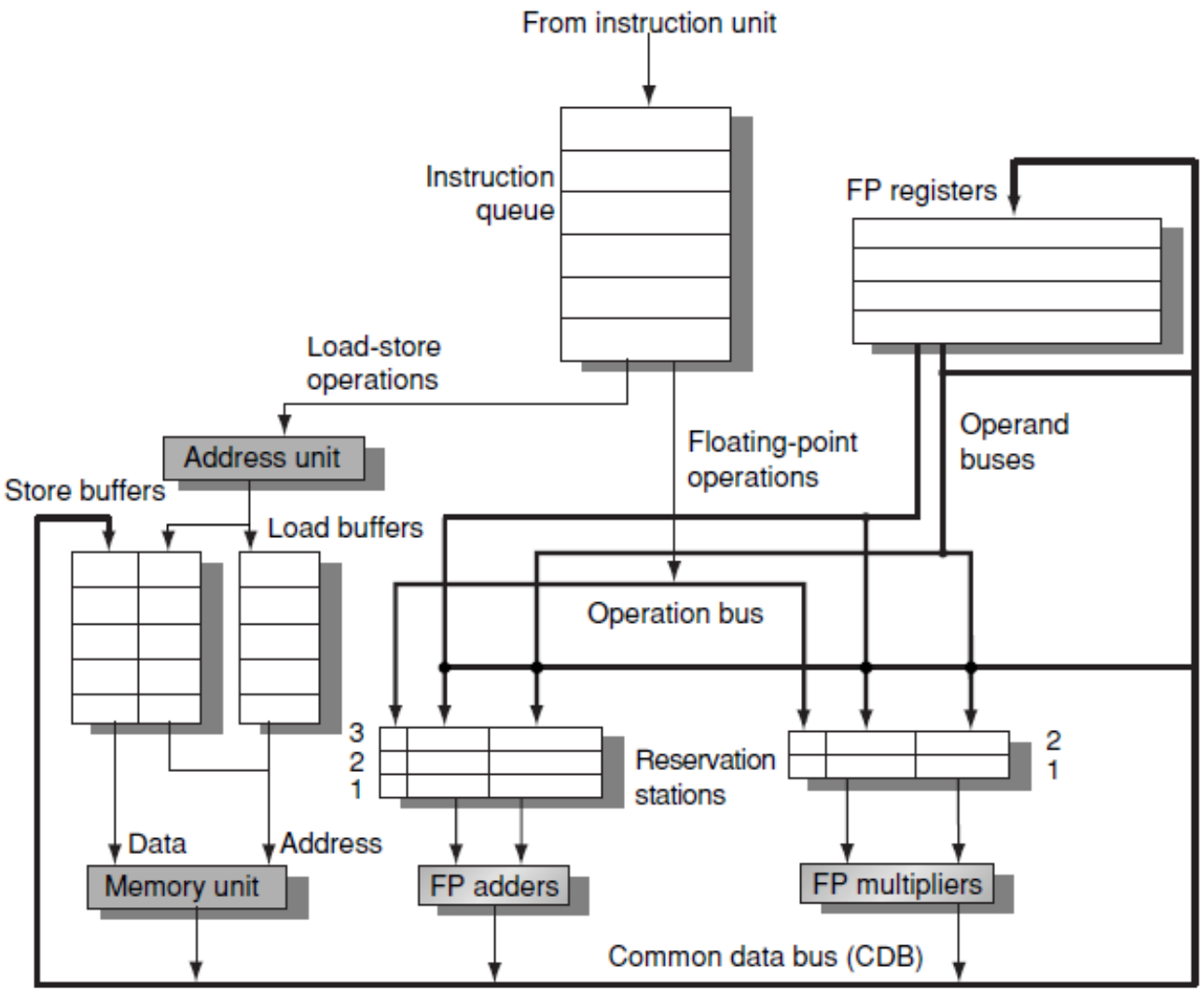

Tomasulo Organization (2/3)

- **Register values or tags of FU that will produce the results**

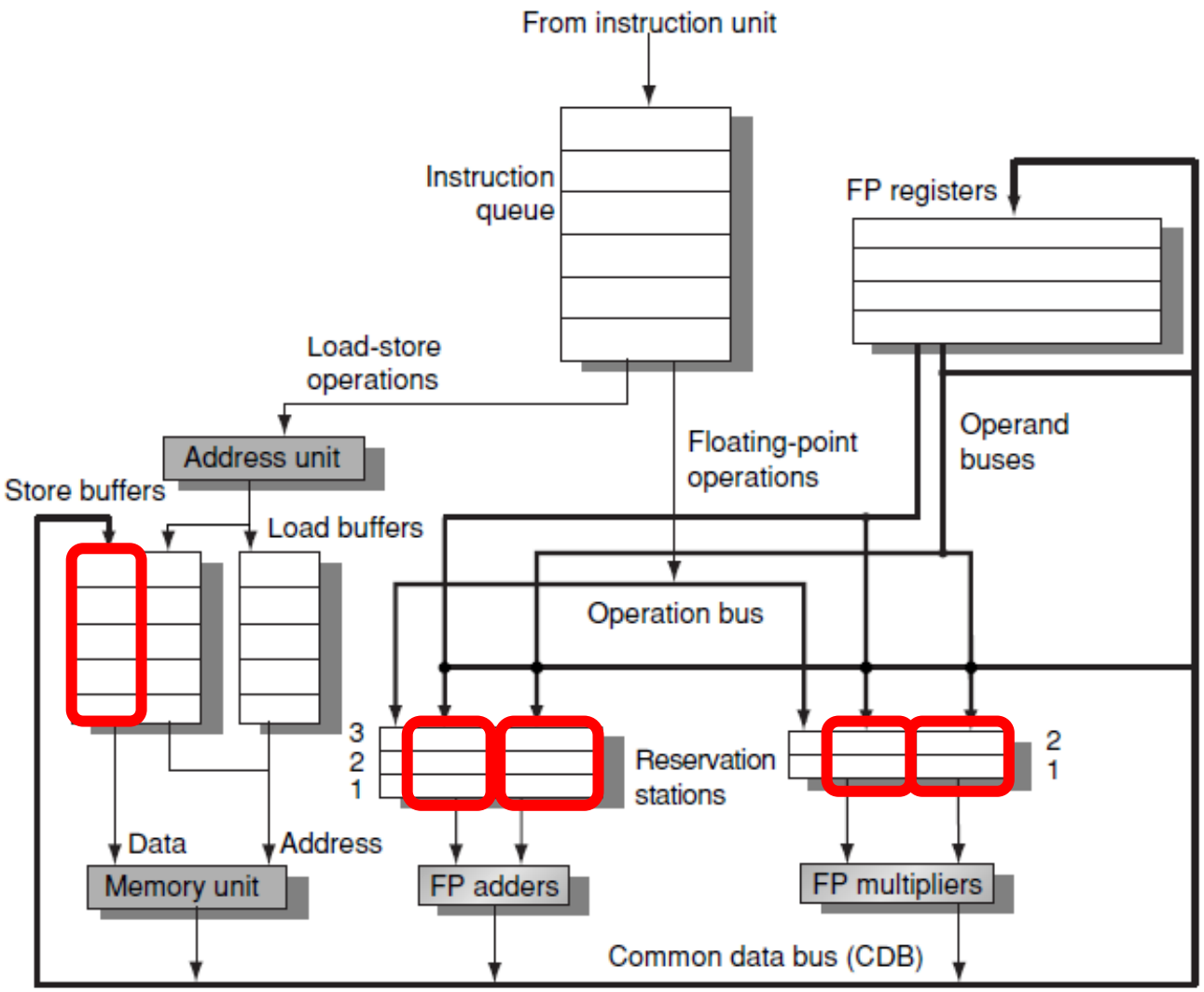

Tomasulo Organization (3/3)

- **Ten tags: 4-bit tags**
  - **3 Adders**
  - **2 Multipliers**
  - **5 Load buffers**

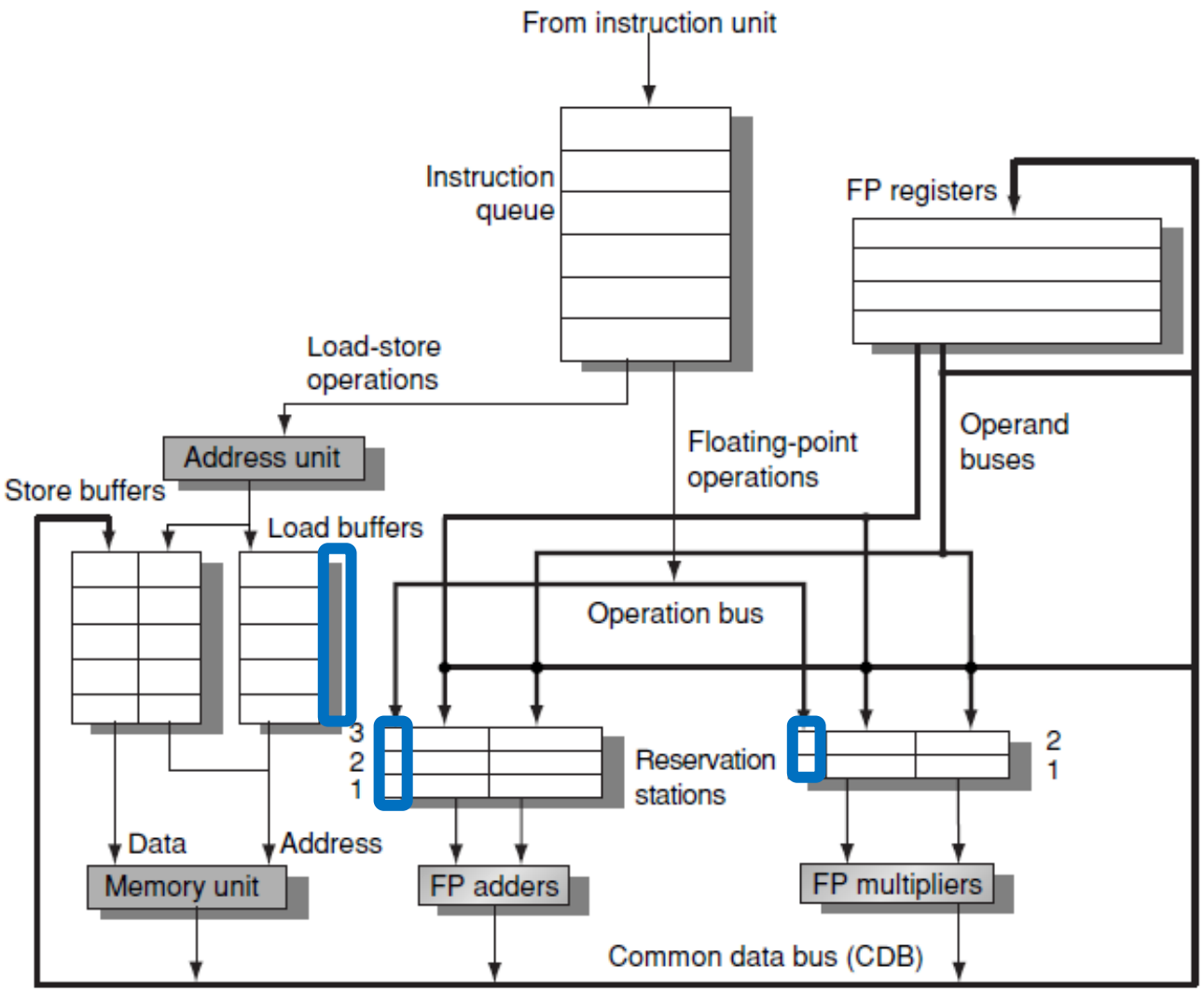

Three Stages of the Tomasulo Algorithm

- Issue (dispatch): get a new instruction from the instruction queue
  - If there is a vacant reservation station (no structural hazard) then issue instruction and send operand values or keep track of the FU/RS that will produce the operand (register renaming)
- Execution: execute on the functional unit (FU)
  - when both operands are ready in the RS start execution
  - when not ready watch the Common Data Bus for the expected result
- Write result (commit): end of execution (WB)
  - write the result on the Common Data Bus so that all waiting FUs/RSs get the result, write to register file, mark reservation station available

Common Data Bus

- Typical data bus: data + destination (“go to” bus)
- Common data bus: data + source/res. station tag (“come from” bus).
  - producers send to all consumers
  - does arbitration and the broadcast
  - 64 bits of data + 4 bits of Functional Unit source address
  - write result if it matches the expected Functional Unit (result producer)

Tomasulo Data Structures

- Instruction status: the stage of each instruction
- Reservation station status:
  - Busy: marks if the RS is busy or not
  - Op: the operation to be executed (e.g., + or –)
  - Vj, Vk: the value of the source register
    - Store buffers have a single V field, value to store
  - Qj, Qk: the reservation stations which produce the source registers (value to be written)
    - Note: No ready flags as in Scoreboard; Qj=0, Qk=0 means ready
    - Store buffers only have Qi for RS producing result
- Register Result Status: show which FU/RS will write each register. Empty when no pending instructions write this register.

Tomasulo Example

Instruction status:

Instruction		*j*	*k*	*Issue*	*Exec Comp*	*Write Result*
L.D	F6	34+	R2			
L.D	F2	45+	R3			
MULT.D	F0	F2	F4			
SUB.D	F8	F6	F2			
DIV.D	F10	F0	F6			
ADD.D	F6	F8	F2			

	Busy	Address
Load1	No	
Load2	No	
Load3	No	

Reservation Stations:

Time	*Name*	*Busy*	*Op*	*S1 Vj*	*S2 Vk*	*RS Qj*	*RS Qk*
	Add1	No					
	Add2	No					
	Add3	No					
	Mult1	No					
	Mult2	No					

Register result status:

Clock		*F0*	*F2*	*F4*	*F6*	*F8*	*F10*	*F12*	...	*F30*
0	*FU*									

Tomasulo Example: Cycle 1

Instruction status:

Instruction		*j*	*k*	*Issue*	*Exec Comp*	*Write Result*
LD	F6	34+	R2	1		
LD	F2	45+	R3			
MULTD	F0	F2	F4			
SUBD	F8	F6	F2			
DIVD	F10	F0	F6			
ADDD	F6	F8	F2			

	Busy	Address
2 Load1	Yes	34+R2
Load2	No	
Load3	No	

Reservation Stations:

Time	*Name*	*Busy*	*Op*	*S1 Vj*	*S2 Vk*	*RS Qj*	*RS Qk*
	Add1	No					
	Add2	No					
	Add3	No					
	Mult1	No					
	Mult2	No					

Register result status:

Clock		*F0*	*F2*	*F4*	*F6*	*F8*	*F10*	*F12*	...	*F30*
1	*FU*				Load1					

Tomasulo Example: Cycle 2

Instruction status:

Instruction		*j*	*k*	*Issue*	*Exec Comp*	*Write Result*
LD	F6	34+	R2	1		
LD	F2	45+	R3	2		
MULTD	F0	F2	F4			
SUBD	F8	F6	F2			
DIVD	F10	F0	F6			
ADDD	F6	F8	F2			

		Busy	Address
1	Load1	Yes	34+R2
2	Load2	Yes	45+R3
	Load3	No	

Note: we can have multiple loads outstanding

Reservation Stations:

Time	*Name*	*Busy*	*Op*	*S1 Vj*	*S2 Vk*	*RS Qj*	*RS Qk*
	Add1	No					
	Add2	No					
	Add3	No					
	Mult1	No					
	Mult2	No					

Register result status:

Clock		*F0*	*F2*	*F4*	*F6*	*F8*	*F10*	*F12*	...	*F30*
2	*FU*		Load2		Load1					

Tomasulo Example: Cycle 3

Instruction status:

Instruction		*j*	*k*	*Issue*	*Exec Comp*	*Write Result*
LD	F6	34+	R2	1	3	
LD	F2	45+	R3	2		
MULTD	F0	F2	F4	3		
SUBD	F8	F6	F2			
DIVD	F10	F0	F6			
ADDD	F6	F8	F2			

		Busy	Address
0	Load1	Yes	34+R2
1	Load2	Yes	45+R3
	Load3	No	

Load1 completes

Reservation Stations:

Time	*Name*	*Busy*	*Op*	*S1 Vj*	*S2 Vk*	*RS Qj*	*RS Qk*
	Add1	No					
	Add2	No					
	Add3	No					
	Mult1	Yes	MULTD		R(F4)	Load2	
	Mult2	No					

<u>Note:</u> registers names are removed ("renamed") in Reservation Stations; MULTD issued vs. scoreboard

Register result status:

Clock		*F0*	*F2*	*F4*	*F6*	*F8*	*F10*	*F12*	...	*F30*
3	*FU*	Mult1	Load2		Load1					

Tomasulo Example: Cycle 4

Instruction status:

Instruction		*j*	*k*	*Issue*	*Exec Comp*	*Write Result*
LD	F6	34+	R2	1	3	4
LD	F2	45+	R3	2	4	
MULTD	F0	F2	F4	3		
SUBD	F8	F6	F2	4		
DIVD	F10	F0	F6			
ADDD	F6	F8	F2			

		Busy	Address
	Load1	No	
0	Load2	Yes	45+R3
	Load3	No	

Load2 completes

Reservation Stations:

Time	*Name*	*Busy*	*Op*	*S1 Vj*	*S2 Vk*	*RS Qj*	*RS Qk*
	Add1	Yes	SUBD	M(A1)			Load2
	Add2	No					
	Add3	No					
	Mult1	Yes	MULTD		R(F4)	Load2	
	Mult2	No					

Register result status:

Clock		*F0*	*F2*	*F4*	*F6*	*F8*	*F10*	*F12*	...	*F30*
4	*FU*	Mult1	Load2			Add1				
	Reg File				M(A1)					

Tomasulo Example: Cycle 5

Instruction status:

Instruction		*j*	*k*	*Issue*	*Exec Comp*	*Write Result*
LD	F6	34+	R2	1	3	4
LD	F2	45+	R3	2	4	5
MULTD	F0	F2	F4	3		
SUBD	F8	F6	F2	4		
DIVD	F10	F0	F6	5		
ADDD	F6	F8	F2			

	Busy	Address
Load1	No	
Load2	No	
Load3	No	

Reservation Stations:

Time	*Name*	*Busy*	*Op*	*S1 Vj*	*S2 Vk*	*RS Qj*	*RS Qk*
2	Add1	Yes	SUBD	M(A1)	M(A2)		
	Add2	No					
	Add3	No					
10	Mult1	Yes	MULTD	M(A2)	R(F4)		
	Mult2	Yes	DIVD		M(A1)	Mult1	

Register result status:

Clock		*F0*	*F2*	*F4*	*F6*	*F8*	*F10*	*F12*	...	*F30*
5	*FU*	Mult1				Add1	Mult2			
	Reg File		M(A2)		M(A1)					

Tomasulo Example: Cycle 6

Instruction status:

Instruction		*j*	*k*	*Issue*	*Exec Comp*	*Write Result*
LD	F6	34+	R2	1	3	4
LD	F2	45+	R3	2	4	5
MULTD	F0	F2	F4	3		
SUBD	F8	F6	F2	4		
DIVD	F10	F0	F6	5		
ADDD	F6	F8	F2	6		

	Busy	Address
Load1	No	
Load2	No	
Load3	No	

Reservation Stations:

Time	*Name*	*Busy*	*Op*	*S1 Vj*	*S2 Vk*	*RS Qj*	*RS Qk*
1	Add1	Yes	SUBD	M(A1)	M(A2)		
	Add2	Yes	ADDD		M(A2)	Add1	
	Add3	No					
9	Mult1	Yes	MULTD	M(A2)	R(F4)		
	Mult2	Yes	DIVD		M(A1)	Mult1	

Issue ADDD here vs. scoreboard?

Register result status:

Clock **6**

	F0	*F2*	*F4*	*F6*	*F8*	*F10*	*F12*	...	*F30*
FU	Mult1			Add2	Add1	Mult2			
Reg File		M(A2)		M(A1)					

Tomasulo Example: Cycle 7

Instruction status:

Instruction		*j*	*k*	*Issue*	*Exec Comp*	*Write Result*
LD	F6	34+	R2	1	3	4
LD	F2	45+	R3	2	4	5
MULTD	F0	F2	F4	3		
SUBD	F8	F6	F2	4	7	
DIVD	F10	F0	F6	5		
ADDD	F6	F8	F2	6		

	Busy	Address
Load1	No	
Load2	No	
Load3	No	

Reservation Stations:

Time	*Name*	*Busy*	*Op*	*S1 Vj*	*S2 Vk*	*RS Qj*	*RS Qk*
0	Add1	Yes	SUBD	M(A1)	M(A2)		
	Add2	Yes	ADDD		M(A2)	Add1	
	Add3	No					
8	Mult1	Yes	MULTD	M(A2)	R(F4)		
	Mult2	Yes	DIVD		M(A1)	Mult1	

Add1 completes; what is waiting for it?

Register result status:

Clock		*F0*	*F2*	*F4*	*F6*	*F8*	*F10*	*F12*	...	*F30*
7	*FU*	Mult1			Add2	Add1	Mult2			
	Reg File		M(A2)		M(A1)					

Tomasulo Example: Cycle 8

Instruction status:

Instruction		*j*	*k*	*Issue*	*Exec Comp*	*Write Result*
LD	F6	34+	R2	1	3	4
LD	F2	45+	R3	2	4	5
MULTD	F0	F2	F4	3		
SUBD	F8	F6	F2	4	7	8
DIVD	F10	F0	F6	5		
ADDD	F6	F8	F2	6		

	Busy	Address
Load1	No	
Load2	No	
Load3	No	

Reservation Stations:

Time	*Name*	*Busy*	*Op*	*S1 Vj*	*S2 Vk*	*RS Qj*	*RS Qk*
	Add1	No					
2	Add2	Yes	ADDD	(M-M)	M(A2)		
	Add3	No					
7	Mult1	Yes	MULTD	M(A2)	R(F4)		
	Mult2	Yes	DIVD		M(A1)	Mult1	

Register result status:

Clock		*F0*	*F2*	*F4*	*F6*	*F8*	*F10*	*F12*	...	*F30*
8	*FU*	Mult1			Add2		Mult2			
	Reg File		M(A2)		M(A1)	(M-M)				

Tomasulo Example: Cycle 9

Instruction status:

Instruction		*j*	*k*	*Issue*	*Exec Comp*	*Write Result*
LD	F6	34+	R2	1	3	4
LD	F2	45+	R3	2	4	5
MULTD	F0	F2	F4	3		
SUBD	F8	F6	F2	4	7	8
DIVD	F10	F0	F6	5		
ADDD	F6	F8	F2	6		

	Busy	Address
Load1	No	
Load2	No	
Load3	No	

Reservation Stations:

Time	*Name*	*Busy*	*Op*	*S1 Vj*	*S2 Vk*	*RS Qj*	*RS Qk*
	Add1	No					
1	Add2	Yes	ADDD	(M-M)	M(A2)		
	Add3	No					
6	Mult1	Yes	MULTD	M(A2)	R(F4)		
	Mult2	Yes	DIVD		M(A1)	Mult1	

Register result status:

Clock		*F0*	*F2*	*F4*	*F6*	*F8*	*F10*	*F12*	...	*F30*
9	*FU*	Mult1			Add2		Mult2			
	Reg File		M(A2)		M(A1)	(M-M)				

Tomasulo Example: Cycle 10

Instruction status:

Instruction		*j*	*k*	*Issue*	*Exec Comp*	*Write Result*
LD	F6	34+	R2	1	3	4
LD	F2	45+	R3	2	4	5
MULTD	F0	F2	F4	3		
SUBD	F8	F6	F2	4	7	8
DIVD	F10	F0	F6	5		
ADDD	F6	F8	F2	6	10	

	Busy	Address
Load1	No	
Load2	No	
Load3	No	

Reservation Stations:

Time	*Name*	*Busy*	*Op*	*S1 Vj*	*S2 Vk*	*RS Qj*	*RS Qk*
	Add1	No					
0	Add2	Yes	ADDD	(M-M)	M(A2)		
	Add3	No					
5	Mult1	Yes	MULTD	M(A2)	R(F4)		
	Mult2	Yes	DIVD		M(A1)	Mult1	

Add2 completes; what is waiting for it?

Register result status:

Clock		*F0*	*F2*	*F4*	*F6*	*F8*	*F10*	*F12*	...	*F30*
10	*FU*	Mult1			Add2		Mult2			
	Reg File		M(A2)		M(A1)	(M-M)				

Tomasulo Example: Cycle 11

Instruction status:

Instruction		*j*	*k*	*Issue*	*Exec Comp*	*Write Result*
LD	F6	34+	R2	1	3	4
LD	F2	45+	R3	2	4	5
MULTD	F0	F2	F4	3		
SUBD	F8	F6	F2	4	7	8
DIVD	F10	F0	F6	5		
ADDD	F6	F8	F2	6	10	11

	Busy	Address
Load1	No	
Load2	No	
Load3	No	

Reservation Stations:

Time	*Name*	*Busy*	*Op*	*S1 Vj*	*S2 Vk*	*RS Qj*	*RS Qk*
	Add1	No					
	Add2	No					
	Add3	No					
4	Mult1	Yes	MULTD	M(A2)	R(F4)		
	Mult2	Yes	DIVD		M(A1)	Mult1	

Write result of ADDD here vs. scoreboard?

All quick instructions complete in this cycle!

Register result status:

Clock		*F0*	*F2*	*F4*	*F6*	*F8*	*F10*	*F12*	...	*F30*
11	*FU*	Mult1					Mult2			
	Reg File		M(A2)	(M-M+M	(M-M)					

Tomasulo Example: Cycle 12

Instruction status:

Instruction		*j*	*k*	*Issue*	*Exec Comp*	*Write Result*
LD	F6	34+	R2	1	3	4
LD	F2	45+	R3	2	4	5
MULTD	F0	F2	F4	3		
SUBD	F8	F6	F2	4	7	8
DIVD	F10	F0	F6	5		
ADDD	F6	F8	F2	6	10	11

	Busy	Address
Load1	No	
Load2	No	
Load3	No	

Reservation Stations:

Time	*Name*	*Busy*	*Op*	*S1 Vj*	*S2 Vk*	*RS Qj*	*RS Qk*
	Add1	No					
	Add2	No					
	Add3	No					
3	Mult1	Yes	MULTD	M(A2)	R(F4)		
	Mult2	Yes	DIVD		M(A1)	Mult1	

Register result status:

Clock		*F0*	*F2*	*F4*	*F6*	*F8*	*F10*	*F12*	...	*F30*
12	*FU*	Mult1					Mult2			
	Reg File		M(A2)	(M-M+M)	(M-M)					

Tomasulo Example: Cycle 13

Instruction status:

Instruction		*j*	*k*	*Issue*	*Exec Comp*	*Write Result*
LD	F6	34+	R2	1	3	4
LD	F2	45+	R3	2	4	5
MULTD	F0	F2	F4	3		
SUBD	F8	F6	F2	4	7	8
DIVD	F10	F0	F6	5		
ADDD	F6	F8	F2	6	10	11

	Busy	Address
Load1	No	
Load2	No	
Load3	No	

Reservation Stations:

Time	*Name*	*Busy*	*Op*	*S1 Vj*	*S2 Vk*	*RS Qj*	*RS Qk*
	Add1	No					
	Add2	No					
	Add3	No					
2	Mult1	Yes	MULTD	M(A2)	R(F4)		
	Mult2	Yes	DIVD		M(A1)	Mult1	

Register result status:

Clock		*F0*	*F2*	*F4*	*F6*	*F8*	*F10*	*F12*	...	*F30*
13	*FU*	Mult1					Mult2			
	Reg File		M(A2)	(M-M+M)	(M-M)					

Tomasulo Example: Cycle 14

Instruction status:

Instruction		*j*	*k*	*Issue*	*Exec Comp*	*Write Result*
LD	F6	34+	R2	1	3	4
LD	F2	45+	R3	2	4	5
MULTD	F0	F2	F4	3		
SUBD	F8	F6	F2	4	7	8
DIVD	F10	F0	F6	5		
ADDD	F6	F8	F2	6	10	11

	Busy	Address
Load1	No	
Load2	No	
Load3	No	

Reservation Stations:

Time	*Name*	*Busy*	*Op*	*S1 Vj*	*S2 Vk*	*RS Qj*	*RS Qk*
	Add1	No					
	Add2	No					
	Add3	No					
1	Mult1	Yes	MULTD	M(A2)	R(F4)		
	Mult2	Yes	DIVD		M(A1)	Mult1	

Register result status:

Clock		*F0*	*F2*	*F4*	*F6*	*F8*	*F10*	*F12*	...	*F30*
14	*FU*	Mult1					Mult2			
	Reg File		M(A2)	(M-M+M)	(M-M)					

Tomasulo Example: Cycle 15

Instruction status:

Instruction		*j*	*k*	*Issue*	*Exec Comp*	*Write Result*
LD	F6	34+	R2	1	3	4
LD	F2	45+	R3	2	4	5
MULTD	F0	F2	F4	3	15	
SUBD	F8	F6	F2	4	7	8
DIVD	F10	F0	F6	5		
ADDD	F6	F8	F2	6	10	11

	Busy	Address
Load1	No	
Load2	No	
Load3	No	

Reservation Stations:

Time	*Name*	*Busy*	*Op*	*S1 Vj*	*S2 Vk*	*RS Qj*	*RS Qk*
	Add1	No					
	Add2	No					
	Add3	No					
0	Mult1	Yes	MULTD	M(A2)	R(F4)		
	Mult2	Yes	DIVD		M(A1)	Mult1	

Register result status:

Clock		*F0*	*F2*	*F4*	*F6*	*F8*	*F10*	*F12*	...	*F30*
15	*FU*	Mult1					Mult2			
	Reg File		M(A2)	(M-M+M)	(M-M)					

Tomasulo Example: Cycle 16

Instruction status:

Instruction		*j*	*k*	*Issue*	*Exec Comp*	*Write Result*
LD	F6	34+	R2	1	3	4
LD	F2	45+	R3	2	4	5
MULTD	F0	F2	F4	3	15	16
SUBD	F8	F6	F2	4	7	8
DIVD	F10	F0	F6	5		
ADDD	F6	F8	F2	6	10	11

	Busy	Address
Load1	No	
Load2	No	
Load3	No	

Reservation Stations:

Time	*Name*	*Busy*	*Op*	*S1 Vj*	*S2 Vk*	*RS Qj*	*RS Qk*
	Add1	No					
	Add2	No					
	Add3	No					
	Mult1	No					
40	Mult2	Yes	DIVD	M*F4	M(A1)		

Register result status:

Clock		*F0*	*F2*	*F4*	*F6*	*F8*	*F10*	*F12*	...	*F30*
16	*FU*						Mult2			
	Reg File	M*F4	M(A2)		(M-M+M)	(M-M)				

After a few clock cycles…

Tomasulo Example: Cycle 55

Instruction status:

Instruction		*j*	*k*	*Issue*	*Exec Comp*	*Write Result*
LD	F6	34+	R2	1	3	4
LD	F2	45+	R3	2	4	5
MULTD	F0	F2	F4	3	15	16
SUBD	F8	F6	F2	4	7	8
DIVD	F10	F0	F6	5		
ADDD	F6	F8	F2	6	10	11

	Busy	Address
Load1	No	
Load2	No	
Load3	No	

Reservation Stations:

Time	*Name*	*Busy*	*Op*	*S1 Vj*	*S2 Vk*	*RS Qj*	*RS Qk*
	Add1	No					
	Add2	No					
	Add3	No					
	Mult1	No					
1	Mult2	Yes	DIVD	M*F4	M(A1)		

Register result status:

Clock		*F0*	*F2*	*F4*	*F6*	*F8*	*F10*	*F12*	...	*F30*
55	*FU*						Mult2			
	Reg File	M*F4	M(A2)		(M-M+M)	(M-M)				

Tomasulo Example: Cycle 56

Instruction status:

Instruction		*j*	*k*	*Issue*	*Exec Comp*	*Write Result*
LD	F6	34+	R2	1	3	4
LD	F2	45+	R3	2	4	5
MULTD	F0	F2	F4	3	15	16
SUBD	F8	F6	F2	4	7	8
DIVD	F10	F0	F6	5	56	
ADDD	F6	F8	F2	6	10	11

	Busy	Address
Load1	No	
Load2	No	
Load3	No	

Reservation Stations:

Time	*Name*	*Busy*	*Op*	*S1 Vj*	*S2 Vk*	*RS Qj*	*RS Qk*
	Add1	No					
	Add2	No					
	Add3	No					
	Mult1	No					
0	Mult2	Yes	DIVD	M*F4	M(A1)		

Mult2 is completing; what is waiting for it?

Register result status:

Clock		*F0*	*F2*	*F4*	*F6*	*F8*	*F10*	*F12*	...	*F30*
56	*FU*						Mult2			
	Reg File	M*F4	M(A2)		(M-M+M)	(M-M)				

Tomasulo Example: Cycle 57

Instruction status:

Instruction		*j*	*k*	*Issue*	*Exec Comp*	*Write Result*
LD	F6	34+	R2	1	3	4
LD	F2	45+	R3	2	4	5
MULTD	F0	F2	F4	3	15	16
SUBD	F8	F6	F2	4	7	8
DIVD	F10	F0	F6	5	56	57
ADDD	F6	F8	F2	6	10	11

	Busy	Address
Load1	No	
Load2	No	
Load3	No	

Reservation Stations:

Time	*Name*	*Busy*	*Op*	*S1 Vj*	*S2 Vk*	*RS Qj*	*RS Qk*
	Add1	No					
	Add2	No					
	Add3	No					
	Mult1	No					
	Mult2	Yes	DIVD	M*F4	M(A1)		

In-order issue?

Out-of-order execute?

Out-of-order commit?

Register result status:

Clock		*F0*	*F2*	*F4*	*F6*	*F8*	*F10*	*F12*	...	*F30*
56	*FU*						Result			
	Reg File	M*F4	M(A2)		(M-M+M)	(M-M)				

Compare to Scoreboard: Cycle 62

Instruction status:

Instruction		*j*	*k*	*Issue*	*Read Oper*	*Exec Comp*	*Write Result*	*Issue*	*Exec Comp*	*Write Result*
LD	F6	34+	R2	1	2	3	4	1	3	4
LD	F2	45+	R3	5	6	7	8	2	4	5
MULTD	F0	F2	F4	6	9	19	20	3	15	16
SUBD	F8	F6	F2	7	9	11	12	4	7	8
DIVD	F10	F0	F6	8	21	61	62	5	56	57
ADDD	F6	F8	F2	13	14	16	22	6	10	11

- **Why did it take longer on scoreboard/6600?**
  - **Structural Hazards**
  - **Lack of forwarding**
  - **WAR, WAW hazards cause stalls**

Tomasulo Loop Example

```
while (R1 > 0) { MEM[R1] = MEM[R1] * F2; R1 -= 8;}
Loop:     LD      F0    0     R1
          MULTD   F4    F0    F2
          S.D     F4    0     R1
          SUBI    R1    R1    #8
          BNEZ    R1    Loop
```

- Assume MULTD takes 4 clocks and R1 = 80 at start
- Assume **first load takes 8 clocks** (cache miss), second load takes 1 clock (hit) and stores take 1 clock (hit)
- We will show clocks for SUBI, BNEZ
- <u>Reality:</u> integer instructions move ahead/faster

Loop Example

Instruction status:

ITER	Instruction		*j*	*k*	*Issue*	*Exec Comp*	*Write Result*
1	LD	F0	0	R1			
1	MULTD	F4	F0	F2			
1	SD	F4	0	R1			
2	LD	F0	0	R1			
2	MULTD	F4	F0	F2			
2	SD	F4	0	R1			

	Busy	*Addr*	*Fu*
Load1	No		
Load2	No		
Load3	No		
Store1	No		
Store2	No		
Store3	No		

Reservation Stations:

Time	*Name*	*Busy*	*Op*	*Vj*	*S1 Vk*	*S2 Qj*	*RS Qk*
	Add1	No					
	Add2	No					
	Add3	No					
	Mult1	No					
	Mult2	No					

Code:

LD	F0	0	R1
MULTD	F4	F0	F2
SD	F4	0	R1
SUBI	R1	R1	#8
BNEZ	R1	Loop	

Register result status

Clock	**R1**		*F0*	*F2*	*F4*	*F6*	*F8*	*F10*	*F12*	*...*	*F30*
0	**80**	*Fu*									

Loop Example: Cycle 1

Instruction status:

ITER	Instruction		*j*	*k*	*Issue*	*Exec Comp*	*Write Result*
1	LD	F0	0	R1	1		
1	MULTD	F4	F0	F2			
1	SD	F4	0	R1			
2	LD	F0	0	R1			
2	MULTD	F4	F0	F2			
2	SD	F4	0	R1			

8

	Busy	*Addr*	*Fu*
Load1	Yes	80	
Load2	No		
Load3	No		
Store1	No		
Store2	No		
Store3	No		

Reservation Stations:

Time	*Name*	*Busy*	*Op*	*Vj*	*S1 Vk*	*S2 Qj*	*RS Qk*
	Add1	No					
	Add2	No					
	Add3	No					
	Mult1	No					
	Mult2	No					

Code:

LD	F0	0	R1
MULTD	F4	F0	F2
SD	F4	0	R1
SUBI	R1	R1	#8
BNEZ	R1	Loop	

Register result status

Clock	**R1**		*F0*	*F2*	*F4*	*F6*	*F8*	*F10*	*F12*	*...*	*F30*
1	**80**	*Fu*	Load1								

Loop Example: Cycle 2

Instruction status:

ITER	Instruction		*j*	*k*	*Issue*	*Exec Comp*	*Write Result*
1	LD	F0	0	R1	1		
1	MULTD	F4	F0	F2	2		
1	SD	F4	0	R1			
2	LD	F0	0	R1			
2	MULTD	F4	F0	F2			
2	SD	F4	0	R1			

7

	Busy	*Addr*	*Fu*
Load1	Yes	80	
Load2	No		
Load3	No		
Store1	No		
Store2	No		
Store3	No		

Reservation Stations:

Time	*Name*	*Busy*	*Op*	*Vj*	*S1 Vk*	*S2 Qj*	*RS Qk*
	Add1	No					
	Add2	No					
	Add3	No					
	Mult1	Yes	Multd		R(F2)	Load1	
	Mult2	No					

Code:

LD	F0	0	R1
MULTD	F4	F0	F2
SD	F4	0	R1
SUBI	R1	R1	#8
BNEZ	R1	Loop	

Register result status

Clock	**R1**		*F0*	*F2*	*F4*	*F6*	*F8*	*F10*	*F12*	*...*	*F30*
2	**80**	*Fu*	Load1		Mult1						

Loop Example: Cycle 3

Instruction status:

ITER	Instruction		*j*	*k*	*Issue*	*Exec Comp*	*Write Result*
1	LD	F0	0	R1	1		
1	MULTD	F4	F0	F2	2		
1	SD	F4	0	R1	3		
2	LD	F0	0	R1			
2	MULTD	F4	F0	F2			
2	SD	F4	0	R1			

	Busy	*Addr*	*Fu*
6 Load1	Yes	80	
Load2	No		
Load3	No		
Store1	Yes	80	Mult1
Store2	No		
Store3	No		

Reservation Stations:

Time	*Name*	*Busy*	*Op*	*Vj*	*S1 Vk*	*S2 Qj*	*RS Qk*
	Add1	No					
	Add2	No					
	Add3	No					
	Mult1	Yes	Multd		R(F2)	Load1	
	Mult2	No					

Code:

LD	F0	0	R1
MULTD	F4	F0	F2
SD	F4	0	R1
SUBI	R1	R1	#8
BNEZ	R1	Loop	

Register result status

Clock	**R1**		*F0*	*F2*	*F4*	*F6*	*F8*	*F10*	*F12*	*...*	*F30*
3	**80**	*Fu*	Load1		Mult1						

Implicit renaming sets up "data-flow" graph

Loop Example: Cycle 4

Instruction status:

ITER	Instruction		*j*	*k*	*Issue*	*Exec Comp*	*Write Result*
1	LD	F0	0	R1	1		
1	MULTD	F4	F0	F2	2		
1	SD	F4	0	R1	3		
2	LD	F0	0	R1			
2	MULTD	F4	F0	F2			
2	SD	F4	0	R1			

5

	Busy	*Addr*	*Fu*
Load1	Yes	80	
Load2	No		
Load3	No		
Store1	Yes	80	Mult1
Store2	No		
Store3	No		

Reservation Stations:

Time	*Name*	*Busy*	*Op*	*Vj*	*S1 Vk*	*S2 Qj*	*RS Qk*
	Add1	No					
	Add2	No					
	Add3	No					
	Mult1	Yes	Multd		R(F2)	Load1	
	Mult2	No					

Code:

LD	F0	0	R1
MULTD	F4	F0	F2
SD	F4	0	R1
SUBI	R1	R1	#8
BNEZ	R1	Loop	

Dispatching SUBI Instruction

Register result status

Clock	**R1**		*F0*	*F2*	*F4*	*F6*	*F8*	*F10*	*F12*	*...*	*F30*
4	**80**	*Fu*	Load1		Mult1						

Loop Example: Cycle 5

Instruction status:

ITER	Instruction		*j*	*k*	*Issue*	*Exec Comp*	*Write Result*
1	LD	F0	0	R1	1		
1	MULTD	F4	F0	F2	2		
1	SD	F4	0	R1	3		
2	LD	F0	0	R1			
2	MULTD	F4	F0	F2			
2	SD	F4	0	R1			

	Busy	*Addr*	*Fu*
Load1	Yes	80	
Load2	No		
Load3	No		
Store1	Yes	80	Mult1
Store2	No		
Store3	No		

Reservation Stations:

Time	*Name*	*Busy*	*Op*	*Vj*	*S1 Vk*	*S2 Qj*	*RS Qk*
	Add1	No					
	Add2	No					
	Add3	No					
	Mult1	Yes	Multd		R(F2)	Load1	
	Mult2	No					

Code:

LD	F0	0	R1
MULTD	F4	F0	F2
SD	F4	0	R1
SUBI	R1	R1	#8
BNEZ	R1	Loop	

And, BNEZ instruction

Register result status

Clock	**R1**		*F0*	*F2*	*F4*	*F6*	*F8*	*F10*	*F12*	*...*	*F30*
5	**72**	*Fu*	Load1		Mult1						

Loop Example: Cycle 6

Instruction status:

ITER	Instruction		*j*	*k*	*Issue*	*Exec Comp*	*Write Result*
1	LD	F0	0	R1	1		
1	MULTD	F4	F0	F2	2		
1	SD	F4	0	R1	3		
2	LD	F0	0	R1	6		
2	MULTD	F4	F0	F2			
2	SD	F4	0	R1			

3

	Busy	*Addr*	*Fu*
Load1	Yes	80	
Load2	Yes	72	
Load3	No		
Store1	Yes	80	Mult1
Store2	No		
Store3	No		

Reservation Stations:

Time	*Name*	*Busy*	*Op*	*Vj*	*S1 Vk*	*S2 Qj*	*RS Qk*
	Add1	No					
	Add2	No					
	Add3	No					
	Mult1	Yes	Multd		R(F2)	Load1	
	Mult2	No					

Code:

LD	F0	0	R1
MULTD	F4	F0	F2
SD	F4	0	R1
SUBI	R1	R1	#8
BNEZ	R1	Loop	

Register result status

Clock	**R1**		*F0*	*F2*	*F4*	*F6*	*F8*	*F10*	*F12*	*...*	*F30*
6	**72**	*Fu*	Load2		Mult1						

<u>Note:</u> F0 never sees Load from location 80

Load2 waits for cache-line behind Load1

Loop Example: Cycle 7

Instruction status:

ITER	Instruction		*j*	*k*	*Issue*	*Exec Comp*	*Write Result*
1	LD	F0	0	R1	1		
1	MULTD	F4	F0	F2	2		
1	SD	F4	0	R1	3		
2	LD	F0	0	R1	6		
2	MULTD	F4	F0	F2	7		
2	SD	F4	0	R1			

2

	Busy	*Addr*	*Fu*
Load1	Yes	80	
Load2	Yes	72	
Load3	No		
Store1	Yes	80	Mult1
Store2	No		
Store3	No		

Reservation Stations:

Time	*Name*	*Busy*	*Op*	*Vj*	*S1 Vk*	*S2 Qj*	*RS Qk*
	Add1	No					
	Add2	No					
	Add3	No					
	Mult1	Yes	Multd		R(F2)	Load1	
	Mult2	Yes	Multd		R(F2)	Load2	

Code:

LD	F0	0	R1
MULTD	F4	F0	F2
SD	F4	0	R1
SUBI	R1	R1	#8
BNEZ	R1	Loop	

Register result status

Clock	**R1**		*F0*	*F2*	*F4*	*F6*	*F8*	*F10*	*F12*	*...*	*F30*
7	**72**	*Fu*	Load2		Mult2						

Register file completely detached from computation

First and second iteration completely overlapped

Loop Example: Cycle 8

Instruction status:

ITER	Instruction		*j*	*k*	*Issue*	*Exec Comp*	*Write Result*
1	LD	F0	0	R1	1		
1	MULTD	F4	F0	F2	2		
1	SD	F4	0	R1	3		
2	LD	F0	0	R1	6		
2	MULTD	F4	F0	F2	7		
2	SD	F4	0	R1	8		

	Busy	*Addr*	*Fu*
Load1	Yes	80	
Load2	Yes	72	
Load3	No		
Store1	Yes	80	Mult1
Store2	Yes	72	Mult2
Store3	No		

Reservation Stations:

Time	*Name*	*Busy*	*Op*	*Vj*	*S1 Vk*	*S2 Qj*	*RS Qk*
	Add1	No					
	Add2	No					
	Add3	No					
	Mult1	Yes	Multd		R(F2)	Load1	
	Mult2	Yes	Multd		R(F2)	Load2	

Code:

LD	F0	0	R1
MULTD	F4	F0	F2
SD	F4	0	R1
SUBI	R1	R1	#8
BNEZ	R1	Loop	

Register result status

Clock	**R1**		*F0*	*F2*	*F4*	*F6*	*F8*	*F10*	*F12*	*...*	*F30*
8	**72**	*Fu*	Load2		Mult2						

Loop Example: Cycle 9

Instruction status:

ITER	Instruction		*j*	*k*	*Issue*	*Exec Comp*	*Write Result*
1	LD	F0	0	R1	1	9	
1	MULTD	F4	F0	F2	2		
1	SD	F4	0	R1	3		
2	LD	F0	0	R1	6		
2	MULTD	F4	F0	F2	7		
2	SD	F4	0	R1	8		

	0 *Busy*	*Addr*	*Fu*
Load1	Yes	80	
Load2	Yes	72	
Load3	No		
Store1	Yes	80	Mult1
Store2	Yes	72	Mult2
Store3	No		

Reservation Stations:

Time	*Name*	*Busy*	*Op*	*Vj*	*S1 Vk*	*S2 Qj*	*RS Qk*
	Add1	No					
	Add2	No					
	Add3	No					
	Mult1	Yes	Multd		R(F2)	Load1	
	Mult2	Yes	Multd		R(F2)	Load2	

Code:

LD	F0	0	R1
MULTD	F4	F0	F2
SD	F4	0	R1
SUBI	R1	R1	#8
BNEZ	R1	Loop	

Load1 completing: who is waiting?

Dispatching SUBI

Register result status

Clock	**R1**		*F0*	*F2*	*F4*	*F6*	*F8*	*F10*	*F12*	...	*F30*
9	**72**	*Fu*	Load2		Mult2						

Loop Example: Cycle 10

Instruction status:

ITER	Instruction		*j*	*k*	*Issue*	*Exec Comp*	*Write Result*
1	LD	F0	0	R1	1	9	10
1	MULTD	F4	F0	F2	2		
1	SD	F4	0	R1	3		
2	LD	F0	0	R1	6	10	
2	MULTD	F4	F0	F2	7		
2	SD	F4	0	R1	8		

	Busy	*Addr*	*Fu*
Load1	No		
Load2	Yes	72	
Load3	No		
Store1	Yes	80	Mult1
Store2	Yes	72	Mult2
Store3	No		

Reservation Stations:

Time	*Name*	*Busy*	*Op*	*Vj*	*S1* *Vk*	*S2* *Qj*	*RS* *Qk*
	Add1	No					
	Add2	No					
	Add3	No					
4	Mult1	Yes	Multd	M[80]	R(F2)		
	Mult2	Yes	Multd		R(F2)	Load2	

Code:

LD	F0	0	R1
MULTD	F4	F0	F2
SD	F4	0	R1
SUBI	R1	R1	#8
BNEZ	R1	Loop	

Load2 completing: who is waiting?

Dispatching BNEZ

Register result status

Clock	**R1**		*F0*	*F2*	*F4*	*F6*	*F8*	*F10*	*F12*	*...*	*F30*
10	**64**	*Fu*	Load2		Mult2						

Loop Example: Cycle 11

Instruction status:

ITER	Instruction		*j*	*k*	*Issue*	*Exec Comp*	*Write Result*
1	LD	F0	0	R1	1	9	10
1	MULTD	F4	F0	F2	2		
1	SD	F4	0	R1	3		
2	LD	F0	0	R1	6	10	11
2	MULTD	F4	F0	F2	7		
2	SD	F4	0	R1	8		

	Busy	*Addr*	*Fu*
Load1	No		
Load2	No		
Load3	Yes	64	
Store1	Yes	80	Mult1
Store2	Yes	72	Mult2
Store3	No		

Reservation Stations:

Time	*Name*	*Busy*	*Op*	*Vj*	*S1 Vk*	*S2 Qj*	*RS Qk*
	Add1	No					
	Add2	No					
	Add3	No					
3	Mult1	Yes	Multd	M[80]	R(F2)		
4	Mult2	Yes	Multd	M[72]	R(F2)		

Code:

LD	F0	0	R1
MULTD	F4	F0	F2
SD	F4	0	R1
SUBI	R1	R1	#8
BNEZ	R1	Loop	

Next load in sequence

Register result status

Clock	**R1**		*F0*	*F2*	*F4*	*F6*	*F8*	*F10*	*F12*	*...*	*F30*
11	**64**	*Fu*	Load3		Mult2						

Loop Example: Cycle 12

Instruction status:

ITER	Instruction		*j*	*k*	*Issue*	*Exec Comp*	*Write Result*
1	LD	F0	0	R1	1	9	10
1	MULTD	F4	F0	F2	2		
1	SD	F4	0	R1	3		
2	LD	F0	0	R1	6	10	11
2	MULTD	F4	F0	F2	7		
2	SD	F4	0	R1	8		

	Busy	*Addr*	*Fu*
Load1	No		
Load2	No		
Load3	Yes	64	
Store1	Yes	80	Mult1
Store2	Yes	72	Mult2
Store3	No		

Reservation Stations:

Time	*Name*	*Busy*	*Op*	*Vj*	*S1 Vk*	*S2 Qj*	*RS Qk*
	Add1	No					
	Add2	No					
	Add3	No					
2	Mult1	Yes	Multd	M[80]	R(F2)		
3	Mult2	Yes	Multd	M[72]	R(F2)		

Code:

LD	F0	0	R1
MULTD	F4	F0	F2
SD	F4	0	R1
SUBI	R1	R1	#8
BNEZ	R1	Loop	

Why not issue third multiply?

Structural hazard

Register result status

Clock	**R1**		*F0*	*F2*	*F4*	*F6*	*F8*	*F10*	*F12*	*...*	*F30*
12	**64**	*Fu*	Load3		Mult2						

Loop Example: Cycle 13

Instruction status:

ITER	Instruction		*j*	*k*	*Issue*	*Exec Comp*	*Write Result*
1	LD	F0	0	R1	1	9	10
1	MULTD	F4	F0	F2	2		
1	SD	F4	0	R1	3		
2	LD	F0	0	R1	6	10	11
2	MULTD	F4	F0	F2	7		
2	SD	F4	0	R1	8		

	Busy	*Addr*	*Fu*
Load1	No		
Load2	No		
Load3	Yes	64	
Store1	Yes	80	Mult1
Store2	Yes	72	Mult2
Store3	No		

Reservation Stations:

Time	*Name*	*Busy*	*Op*	*Vj*	*S1 Vk*	*S2 Qj*	*RS Qk*
	Add1	No					
	Add2	No					
	Add3	No					
1	Mult1	Yes	Multd	M[80]	R(F2)		
2	Mult2	Yes	Multd	M[72]	R(F2)		

Code:

LD	F0	0	R1
MULTD	F4	F0	F2
SD	F4	0	R1
SUBI	R1	R1	#8
BNEZ	R1	Loop	

Register result status

Clock	**R1**		*F0*	*F2*	*F4*	*F6*	*F8*	*F10*	*F12*	*...*	*F30*
13	**64**	*Fu*	Load3		Mult2						

Loop Example: Cycle 14

Instruction status:

ITER	Instruction		j	k	Issue	Exec Comp	Write Result
1	LD	F0	0	R1	1	9	10
1	MULTD	F4	F0	F2	2	14	
1	SD	F4	0	R1	3		
2	LD	F0	0	R1	6	10	11
2	MULTD	F4	F0	F2	7		
2	SD	F4	0	R1	8		

	Busy	Addr	Fu
Load1	No		
Load2	No		
Load3	Yes	64	
Store1	Yes	80	Mult1
Store2	Yes	72	Mult2
Store3	No		

Reservation Stations:

Time	Name	Busy	Op	Vj	S1 Vk	S2 Qj	RS Qk
	Add1	No					
	Add2	No					
	Add3	No					
0	Mult1	Yes	Multd	M[80]	R(F2)		
1	Mult2	Yes	Multd	M[72]	R(F2)		

Code:

LD	F0	0	R1
MULTD	F4	F0	F2
SD	F4	0	R1
SUBI	R1	R1	#8
BNEZ	R1	Loop	

Mult1 completing: Who is waiting?

Register result status

Clock	R1		F0	F2	F4	F6	F8	F10	F12	...	F30
14	64	Fu	Load3		Mult2						

Loop Example: Cycle 15

Instruction status:

ITER	Instruction		*j*	*k*	*Issue*	*Exec Comp*	*Write Result*
1	LD	F0	0	R1	1	9	10
1	MULTD	F4	F0	F2	2	14	15
1	SD	F4	0	R1	3		
2	LD	F0	0	R1	6	10	11
2	MULTD	F4	F0	F2	7	15	
2	SD	F4	0	R1	8		

	Busy	*Addr*	*Fu*
Load1	No		
Load2	No		
Load3	Yes	64	
Store1	Yes	80	[80]*R2
Store2	Yes	72	Mult2
Store3	No		

Reservation Stations:

Time	*Name*	*Busy*	*Op*	*Vj*	*S1* *Vk*	*S2* *Qj*	*RS* *Qk*
	Add1	No					
	Add2	No					
	Add3	No					
	Mult1	No					
0	Mult2	Yes	Multd	M[72]	R(F2)		

Code:

LD	F0	0	R1
MULTD	F4	F0	F2
SD	F4	0	R1
SUBI	R1	R1	#8
BNEZ	R1	Loop	

Mult2 completing: Who is waiting?

Register result status

Clock	**R1**		*F0*	*F2*	*F4*	*F6*	*F8*	*F10*	*F12*	*...*	*F30*
15	**64**	*Fu*	Load3		Mult2						

Loop Example: Cycle 16

Instruction status:

ITER	Instruction		*j*	*k*	*Issue*	*Exec Comp*	*Write Result*
1	LD	F0	0	R1	1	9	10
1	MULTD	F4	F0	F2	2	14	15
1	SD	F4	0	R1	3	16	
2	LD	F0	0	R1	6	10	11
2	MULTD	F4	F0	F2	7	15	16
2	SD	F4	0	R1	8		

	Busy	*Addr*	*Fu*
Load1	No		
Load2	No		
Load3	Yes	64	
Store1	Yes	80	[80]*R2
Store2	Yes	72	[72]*R2
Store3	No		

Reservation Stations:

Time	*Name*	*Busy*	*Op*	*Vj*	*S1 Vk*	*S2 Qj*	*RS Qk*
	Add1	No					
	Add2	No					
	Add3	No					
	Mult1	Yes	Multd		R(F2)	Load3	
	Mult2	No					

Code:

LD	F0	0	R1
MULTD	F4	F0	F2
SD	F4	0	R1
SUBI	R1	R1	#8
BNEZ	R1	Loop	

Register result status

Clock	**R1**		*F0*	*F2*	*F4*	*F6*	*F8*	*F10*	*F12*	*...*	*F30*
16	**64**	*Fu*	Load3		Mult1						

Loop Example: Cycle 17

Instruction status:

ITER	Instruction		*j*	*k*	*Issue*	*Exec Comp*	*Write Result*
1	LD	F0	0	R1	1	9	10
1	MULTD	F4	F0	F2	2	14	15
1	SD	F4	0	R1	3	16	17
2	LD	F0	0	R1	6	10	11
2	MULTD	F4	F0	F2	7	15	16
2	SD	F4	0	R1	8	17	

	Busy	*Addr*	*Fu*
Load1	No		
Load2	No		
Load3	Yes	64	
Store1	No		
Store2	Yes	72	[72]*R2
Store3	Yes	64	Mult1

Reservation Stations:

Time	*Name*	*Busy*	*Op*	*Vj*	*S1 Vk*	*S2 Qj*	*RS Qk*
	Add1	No					
	Add2	No					
	Add3	No					
	Mult1	Yes	Multd		R(F2)	Load3	
	Mult2	No					

Code:

LD	F0	0	R1
MULTD	F4	F0	F2
SD	F4	0	R1
SUBI	R1	R1	#8
BNEZ	R1	Loop	

Register result status

Clock	**R1**		*F0*	*F2*	*F4*	*F6*	*F8*	*F10*	*F12*	*...*	*F30*
17	**64**	*Fu*	Load3		Mult1						

Loop Example: Cycle 18

Instruction status:

ITER	Instruction		*j*	*k*	*Issue*	*Exec Comp*	*Write Result*
1	LD	F0	0	R1	1	9	10
1	MULTD	F4	F0	F2	2	14	15
1	SD	F4	0	R1	3	16	17
2	LD	F0	0	R1	6	10	11
2	MULTD	F4	F0	F2	7	15	16
2	SD	F4	0	R1	8	17	18

	Busy	*Addr*	*Fu*
Load1	No		
Load2	No		
Load3	Yes	64	
Store1	No		
Store2	No		
Store3	Yes	64	Mult1

Reservation Stations:

Time	*Name*	*Busy*	*Op*	*Vj*	*S1 Vk*	*S2 Qj*	*RS Qk*
	Add1	No					
	Add2	No					
	Add3	No					
	Mult1	Yes	Multd		R(F2)	Load3	
	Mult2	No					

Code:

LD	F0	0	R1
MULTD	F4	F0	F2
SD	F4	0	R1
SUBI	R1	R1	#8
BNEZ	R1	Loop	

Register result status

Clock	**R1**		*F0*	*F2*	*F4*	*F6*	*F8*	*F10*	*F12*	*...*	*F30*
18	**64**	*Fu*	Load3		Mult1						

Tomasulo overlaps iterations of loops?

- Register renaming
  - Multiple iterations use different physical destinations for registers (dynamic loop unrolling).

- Reservation stations
  - Permit instruction issue to advance past integer control flow operations

Tomasulo vs. Scoreboard (IBM 360/91 v. CDC 6600)

Tomasulo	Scoreboard
Pipelined Functional Units	Multiple Functional Units
(6 load, 3 store, 3 +, 2 x/÷)	(1 load/store, 1 + , 2 x, 1 ÷)
window size: ≤ 14 instructions	≤ 5 instructions
No issue on structural hazard	same
WAR: renaming avoids them	stall completion
WAW: renaming avoids them	stall issue
Broadcast results from FU	Write/read registers
Control: reservation stations	Central scoreboard

Tomasulo Drawbacks

- Complexity
  - delays of 360/91, MIPS 10000, IBM 620?
- Many associative stores (CDB) at high speed
- Performance limited by Common Data Bus
  - Multiple CDBs => more FU logic for parallel associative stores